

Structures and Magnetic Properties of $Tm_{1-y}YyMn_{1-x}Co_xO_3$

著者	TANAKA Toshiyuki, KUMAGAI Akira, AMAKAI Yusuke, MOMONO Naoki, MURAYAMA Shigeyuki, TAKANO Hideaki
journal or publication title	Journal of the Korean Physical Society
volume	63
number	3
page range	546-548
year	2013-08-21
URL	http://hdl.handle.net/10258/00010106

doi: info:doi/10.3938/jkps.63.546

Structures and Magnetic Properties of $\text{Tm}_{1-y}\text{Y}_y\text{Mn}_{1-x}\text{Co}_x\text{O}_3$

Toshiyuki Tanaka, Akira Kumagai, Yusuke Amakai, Naoki

Momono, Shigeyuki Murayama, and Hideaki Takano*

Department of Applied Sciences, Muroran Institute of Technology,

Muroran, Hokkaido 050-8585, Japan

(Received)

Abstract

The structure and magnetic properties of $\text{Tm}_{1-y}\text{Y}_y\text{Mn}_{1-x}\text{Co}_x\text{O}_3$ with $0 \leq x \leq 0.5$ and $0 \leq y \leq 0.3$ were investigated by X-ray diffraction, specific heat and magnetization measurements. Thulium manganite TmMnO_3 prepared by solid-state synthesis at ambient pressure is hexagonal and antiferromagnetic with a Néel temperature T_N of 86 K. The substitution of Y for Tm in TmMnO_3 does not greatly affect the fundamental hexagonal structure. The magnetization and specific heat measurement results for $\text{Tm}_{1-y}\text{Y}_y\text{MnO}_3$ can be qualitatively explained in terms of the dilution effect of Tm by Y. On the other hand, the structure of $\text{TmMn}_{1-x}\text{Co}_x\text{O}_3$ changes gradually from hexagonal to orthorhombic with the substitution of Co for Mn; hexagonal and orthorhombic phases coexist in samples for $x \leq 0.3$ whereas $\text{TmMn}_{0.6}\text{Co}_{0.4}\text{O}_3$ is almost a single orthorhombic phase. The magnetization of $\text{TmMn}_{0.6}\text{Co}_{0.4}\text{O}_3$ in a field of 250 Oe increases rapidly at about 60 K with decreasing temperature. The difference between zero-field-cooled (ZFC) and field-cooled (FC) magnetizations increases remarkably at about 60 K. Moreover, the temperature dependences of the ZFC and the FC magnetizations exhibit peaks at about 40 and 30 K, respectively. Thus, $\text{TmMn}_{1-x}\text{Co}_x\text{O}_3$ exhibits complex magnetic properties.

PACS numbers: 75.85.+t, 75.60.Ej, 61.05.cp

Keywords: Manganese oxide; Hexagonal structure; Orthorhombic structure; Ferromagnetism

*Electronic address: takano@mmm.muroran-it.ac.jp; Fax: +81-143-46-5801

I. INTRODUCTION

Manganese oxides $RMnO_3$ and cobalt oxides $RCoO_3$ ($R =$ rare earth) have been extensively investigated because of their diverse physical properties and their potential applications. $TmMnO_3$ synthesized at ambient pressure is a hexagonal multiferroic compound [1, 2]. Orthorhombic $TmMnO_3$ has been prepared under high pressures [3]. Ferroelectricity in this material has been reported to be induced by collinear magnetic order [4]. Synthesis of orthorhombic $TmCoO_3$ under high pressures has been reported, and a structural study by using high-resolution neutron diffractometry has been performed at room temperature [5], but its physical properties have not been characterized. In the present study, we investigate the structures and the magnetic properties of $Tm_{1-y}Y_yMn_{1-x}Co_xO_3$ for various x and y .

II. EXPERIMENTS AND DISCUSSION

Polycrystalline samples were prepared from the corresponding powder oxides Tm_2O_3 , Mn_2O_3 , and Co_3O_4 in an O_2 atmosphere by a conventional solid-state reaction. An X-ray diffraction (XRD) analysis was performed using $Cu-K\alpha$ radiation and a graphite monochromator at room temperature. The XRD patterns were refined by using RIETAN-2000 [6]. Specific heat and magnetization measurements were, respectively, performed using a physical property measurement system (PPMS; Quantum Design) and a magnetic property measurement system (MPMS; Quantum Design). We measured the zero-field-cooled (ZFC) and the field-cooled (FC) magnetizations in a field of 250 Oe for all samples and the isothermal magnetizations at various temperatures for $TmMn_{0.6}Co_{0.4}O_3$.

$Tm_{1-y}Y_yMn_{1-x}Co_xO_3$ compounds for $y = 0 \sim 0.3$ and $x = 0 \sim 0.5$ were prepared in the present study. All the XRD patterns of $Tm_{1-y}Y_yMnO_3$ compounds in which Y is substituted for Tm correspond to the same hexagonal space group of $P6_3cm$ as $TmMnO_3$. The temperature dependences of the ZFC and the FC magnetizations of $Tm_{1-y}Y_yMnO_3$ are similar to those of $TmMnO_3$, which exhibit Curie-Weiss behavior above 100 K, although the magnetization decreases slightly with increasing y . These results can be qualitatively explained by the dilution of Tm by Y.

Figure 1 shows XRD patterns of $TmMn_{1-x}Co_xO_3$ for $x = 0 \sim 0.5$. $TmMnO_3$ is a well-crystallized polycrystalline sample with a space group of $P6_3cm$. When Co is substituted for

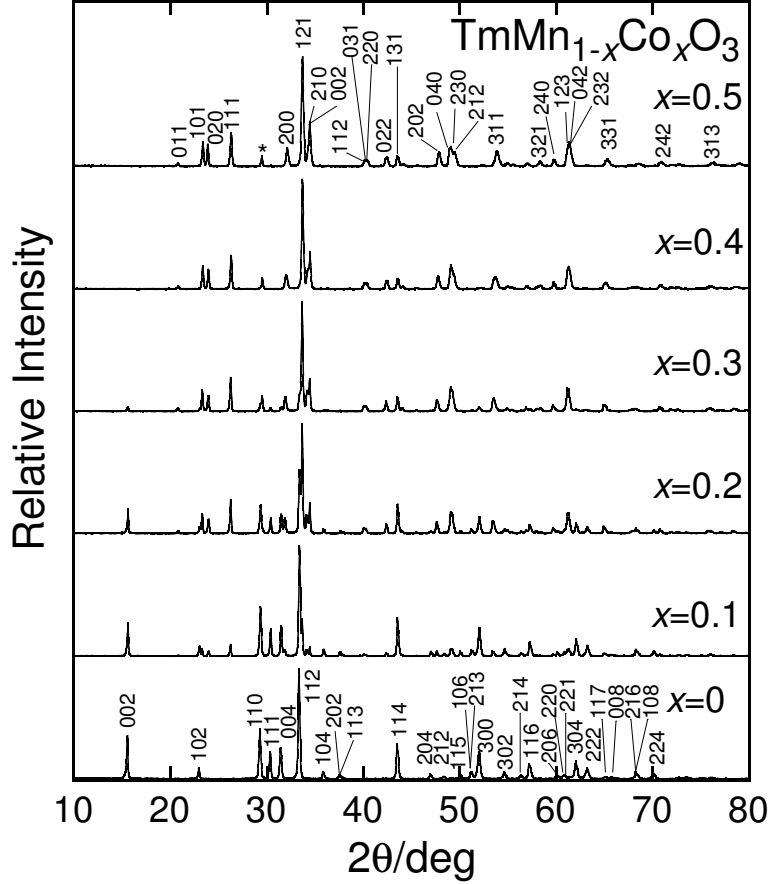


FIG. 1: X-ray diffraction patterns of $\text{TmMn}_{1-x}\text{Co}_x\text{O}_3$ for $x = 0 \sim 0.5$. The asterisk indicates a diffraction peak due to residual Tm_2O_3 .

Mn, Bragg peaks indexed by an orthorhombic structure with a space group of Pnma are observed in addition to those for a hexagonal structure. $\text{TmMn}_{0.6}\text{Co}_{0.4}\text{O}_3$ and $\text{TmMn}_{0.5}\text{Co}_{0.5}\text{O}_3$ seem to exhibit a nearly single orthorhombic phase, except for impurities such as Tm_2O_3 .

Figure 2 shows the temperature dependence of the specific heat divided by the temperature, and Fig. 3 shows the temperature dependences of the ZFC and FC magnetizations for $\text{TmMn}_{1-x}\text{Co}_x\text{O}_3$. The two peaks at 9.3 K and about 80 K for TmMnO_3 in Fig. 2 correspond to the Schottky anomaly of Tm^{3+} and the antiferromagnetic ordering of Mn ions [2], respectively. The ZFC and FC magnetization curves of TmMnO_3 in Fig. 3 resemble those in Ref. [1]; the difference between them $\Delta M = M_{\text{FC}} - M_{\text{ZFC}}$ increases gradually at temperatures below about 90 K with decreasing temperature for the antiferromagnetic ordering of TmMnO_3 .

For $\text{TmMn}_{1-x}\text{Co}_x\text{O}_3$, the temperature of the peak of the Schottky anomaly shifts to lower

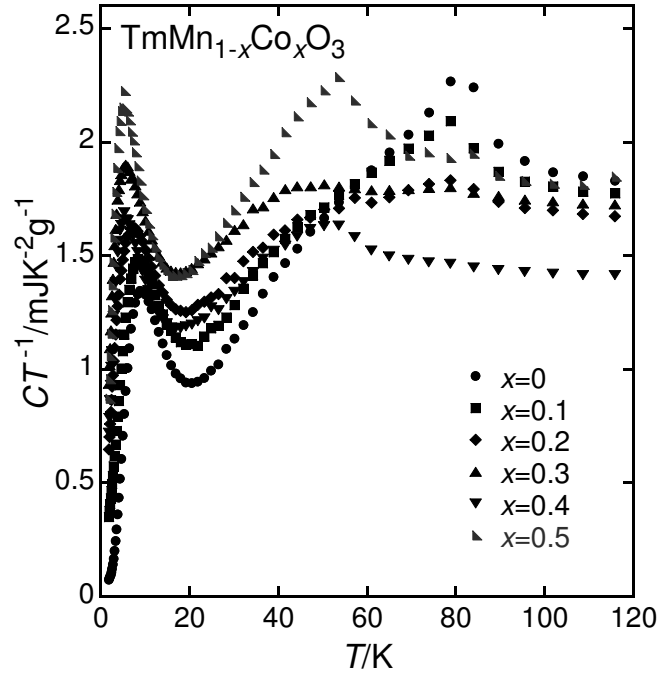


FIG. 2: Temperature dependence of C/T for $\text{TmMn}_{1-x}\text{Co}_x\text{O}_3$ with $x = 0 \sim 0.5$.

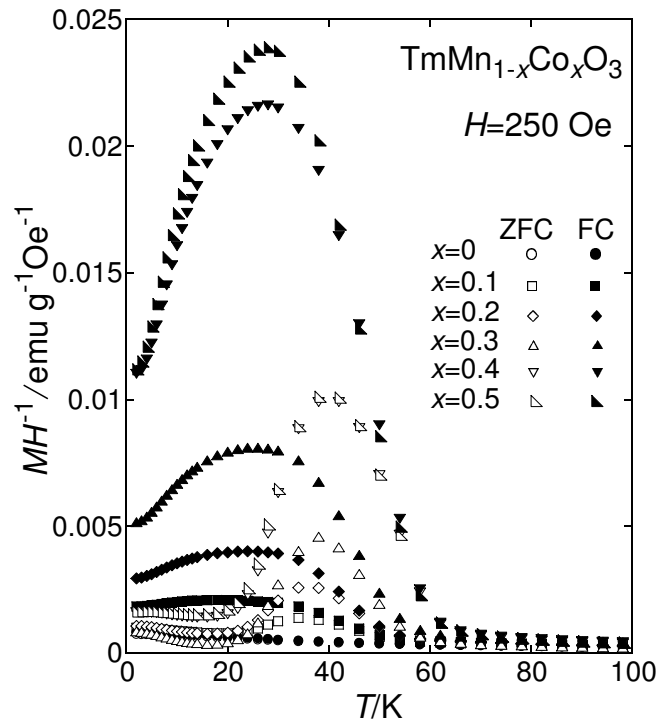


FIG. 3: Temperature dependence of M/H in a field of 250 Oe for $\text{TmMn}_{1-x}\text{Co}_x\text{O}_3$ with $x = 0 \sim 0.5$.

temperature with increasing x . This implies that the energy level splitting of Tm^{3+} increases with increasing substitution of Co for Mn. The peak at around 80 K in Fig. 2 decreases with increasing x ; it disappears for $x = 0.4$ and is replaced by a new peak at around 50 K. On the other hand, the ZFC and the FC magnetizations both increase rapidly at about 60 K with decreasing temperature and exhibit peaks at about 40 and 30 K, respectively. The new peak of the specific heat at around 50 K and the rapid increase in the magnetization at temperatures below about 60 K indicate the appearance of a ferromagnetic order in orthorhombic $\text{TmMn}_{1-x}\text{Co}_x\text{O}_3$. ΔM increases with increasing x . ΔM of $\text{TmMn}_{0.9}\text{Co}_{0.1}\text{O}_3$ starts at about 170 K, increases rapidly at about 50 K with decreasing temperature and exhibits a peak at around 20 K. A similar behavior can be seen for $\text{TmMn}_{0.7}\text{Co}_{0.3}\text{O}_3$, in which hexagonal and orthorhombic phases coexist. ΔM of $\text{TmMn}_{0.5}\text{Co}_{0.5}\text{O}_3$, which is a nearly single orthorhombic phase, increases rapidly at about 60 K and exhibits a peak at around 22 K. The temperature at which ΔM has a maximum shifts slightly to higher temperature with increasing x . ΔM indicates the existence of a competition between ferromagnetic and antiferromagnetic interactions such as in a spin glass. Peña et al. reported the magnetic properties of orthorhombic $\text{ErMe}_x\text{Mn}_{1-x}\text{O}_3$ (Me=Ni, Co) [7] and observed ZFC/FC variations in $\text{ErNi}_{0.33}\text{Mn}_{0.67}\text{O}_3$ similar to our results in $\text{TmMn}_{1-x}\text{Co}_x\text{O}_3$ between $x = 0.1$ and 0.5. They explained that this magnetization behavior of $\text{ErNi}_{0.33}\text{Mn}_{0.67}\text{O}_3$ was due to a competition between the antiferromagnetic inter-plane and the ferromagnetic in-plane interactions. A similar competing interaction is thought to exist also in the $\text{TmMn}_{1-x}\text{Co}_x\text{O}_3$ system, and the shift in the maximum temperature of ΔM is thought to be related to a change in the degree of the competition caused by a change in the composition, x , of Co.

Figure 4 shows the initial isothermal magnetizations of $\text{TmMn}_{0.6}\text{Co}_{0.4}\text{O}_3$ at several temperatures. The $M - H$ curves at 100 and 200 K are linear and paramagnetic. $\text{TmMn}_{0.6}\text{Co}_{0.4}\text{O}_3$ is ferromagnetic at 20 and 40 K, but the magnetization is not yet saturated in a field of 70 kOe. The ferromagnetic order is more stable at 20 K because spontaneous magnetization is observed at this temperature. However, a jump in the magnetization at 10 K is observed at around 10 kOe; the $M - H$ curve at 10 K is metamagnetic-like. These magnetization behaviors suggest that competing exchange interactions occur in a "ferromagnetic" state of $\text{TmMn}_{1-x}\text{Co}_x\text{O}_3$. Further investigations are required to clarify such complex magnetic behaviors. The interactions among mixed-valence cobalt and manganese ions and thulium ion that Peña et al. pointed out [7] are thought to be related, although the origin

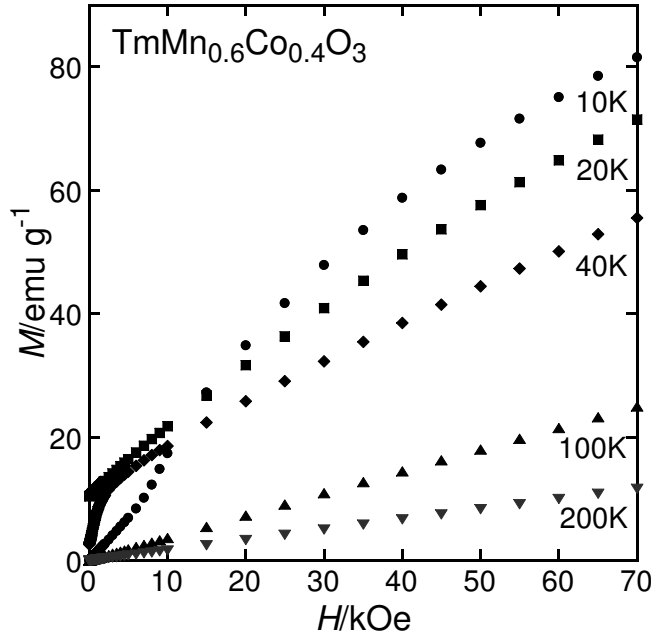


FIG. 4: Isothermal magnetization curves of $\text{TmMn}_{0.6}\text{Co}_{0.4}\text{O}_3$ at several temperatures.

of a metamagnetic-like jump is not clear yet.

III. CONCLUSIONS

Manganese perovskites $\text{Tm}_{1-y}\text{Y}_y\text{Mn}_{1-x}\text{Co}_x\text{O}_3$ were prepared by a conventional solid-state reaction with Tm_2O_3 , Mn_2O_3 and Co_3O_4 . A pure phase of hexagonal $\text{Tm}_{1-y}\text{Y}_y\text{MnO}_3$ was obtained for $y \leq 0.3$, and a single orthorhombic $\text{TmMn}_{1-x}\text{Co}_x\text{O}_3$ was synthesized for $x = 0.4$ and 0.5 , except for a small amount of Tm_2O_3 impurity. $\text{TmMn}_{1-x}\text{Co}_x\text{O}_3$, in which Co is substituted for Mn, seems to have a ferromagnetic order at around 60 K. Competing exchange interactions are thought to produce a "ferromagnetic" state of this material.

-
- [1] K. Yoshii and H. Abe, *J. Solid State Chem.* **165**, 131 (2002).
 - [2] H. A. Salama and G. A. Stewart, *J. Phys.: Condens. Matter* **21**, 386001 (2009).
 - [3] H. A. Salama, G. A. Stewart, W. D. Hutchinson, K. Nishimura, D. R. Scott and H. StC. O'Neill, *Solid State Commun.* **150**, 289 (2010).
 - [4] V. Yu Pomjakushin, M. Kenzelmann, A. Dönni, A. B. Harris, T. Nakajima, S. Mitsuda, M. Tachibana, L. Keller, J. Mesot, H. Kitazawa and E. Takayama-Muromachi, *New J. Phys.* **11**,

043019 (2009).

- [5] U. A. Alonso, M. J. Marínez-Lope, C. de la Calle and V. Pomjakushin, *J. Mater. Chem.* **16**, 1555 (2006).
- [6] F. Izumi and T. Ikeda, *Mater. Sci. Forum* **321-324**, 198 (2000).
- [7] O. Peña, A. B. Antunes, M. N. Baibich, P. N. Lisboa-Filho, V. Gil and C. Moure, *J. Magn. Magn. Matter.* **312**, 78 (2007).