



Synthesis of polynorbornadienes by ring-opening metathesis polymerization and their saturated derivatives bearing various ester groups and carboxyl groups

メタデータ	言語: English 出版者: Royal Society of Chemistry 公開日: 2023-09-28 キーワード: 作成者: Lin, Xiaoxue, Shi, Jianjun, 庭山, 聡美 メールアドレス: 所属:
URL	http://hdl.handle.net/10258/0002000054

This work is licensed under a Creative Commons Attribution 3.0 International License.




 Cite this: *RSC Adv.*, 2023, 13, 3494

Synthesis of polynorbornadienes by ring-opening metathesis polymerization and their saturated derivatives bearing various ester groups and carboxyl groups†

 Xiaoxue Lin,^a Jianjun Shi^{*ab} and Satomi Niwayama^{*b}

Various symmetric and non-symmetric polynorbornadienes having a variety of ester groups and carboxyl groups were synthesized by ring-opening metathesis polymerization (ROMP) with Grubbs' third generation catalyst (G3 or [Ru]-III catalyst) in a controlled living manner from half-esters prepared by the selective monohydrolysis of symmetric diesters that we previously reported. The half-esters thus obtained can be directly submitted to ROMP with the G3 catalyst, leading to mostly the *trans* structure and narrow polydispersity indexes. The subsequent hydrogenation yielded saturated polymers, improving the thermostabilities according to the T_g^5 results. Our selective monohydrolysis reactions combined with ROMP initiated by the G3 catalyst have proven to be an efficient tool for the production of a variety of homopolymers with well-controlled structures in a living manner.

Received 6th December 2022

Accepted 10th January 2023

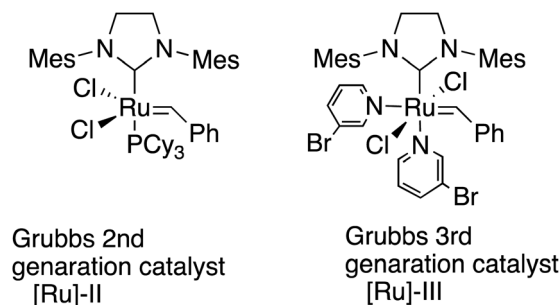
DOI: 10.1039/d2ra07779e

rsc.li/rsc-advances

1 Introduction

Polyolefins are among the most widely utilized materials in a variety of research fields. Ring-opening metathesis polymerization (ROMP) is a metal carbene-catalyzed polymerization reaction starting from strained cyclic alkenes, which produce a wide range of polyolefins,¹ and has been attracting a great deal of attention because of its ability to enable living polymerization and hence a wide range of applicability in polymer materials.² In particular, Chauvin, Grubbs, and Schrock *et al.*³ developed ROMP with [Ru]-based catalysts, taking advantage of their general insensitivities to air or moisture and their high tolerance for various functional groups. The driving force for the polymerization is explained to be the strain of the [Ru] catalysts in addition to the strain of alkenes.⁴ Among these catalysts, 2nd generation (G2 or [Ru]-II)⁵ and 3rd generation (G3 or [Ru]-III)^{3f,6} are widely utilized because of their stability (Scheme 1). Functionalized polymers bearing polar functional groups⁷ have also been synthesized by the highly reactive G3 catalyst, and have been applied to various materials.⁸

We previously reported the synthesis of polymer libraries by ROMP with the Grubbs 2nd generation catalyst using the half-esters obtained by the selective monohydrolysis of symmetric



Scheme 1 Grubbs 2nd and 3rd generation catalysts.

diesters we developed earlier.⁹ This selective monohydrolysis reaction enables hydrolysis of one of the two identical ester groups in various symmetric diesters, producing half-esters in high yields (Scheme 2A).¹⁰ The symmetric diesters having a norbornadiene skeleton were efficiently monohydrolyzed for the production of the corresponding half-esters, and their various derivatives, bis(alkoxycarbonyl)norbornadienes, were polymerized with the Grubbs 2nd generation catalyst in a well-controlled manner. We therefore demonstrated that this selective monohydrolysis is a powerful tool for the construction of libraries of polymers with a variety of functional groups including amphiphilic polymers having carboxyl groups (Scheme 2B).

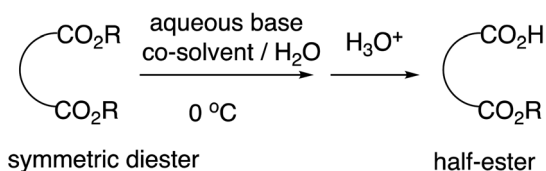
However, these polymers exhibited rather broad polydispersity indexes ranging from around 1.2 to 1.9. The molecular weights of the obtained polymers also appeared rather uncontrolled in some cases because of the slower reaction rates in the initiation

^aCollege of Chemistry and Chemical Engineering, Hainan Normal University, Haikou, Hainan 571158, P. R. China

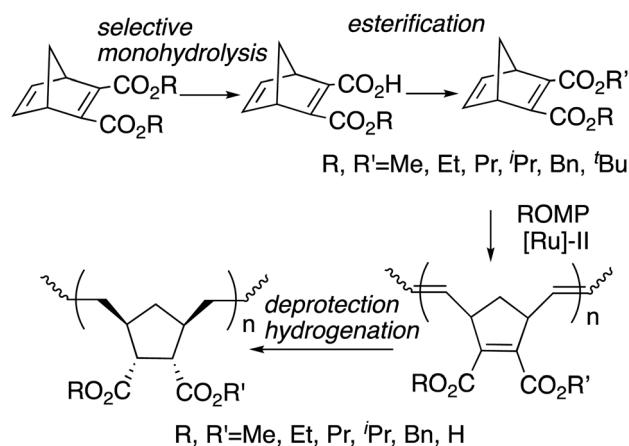
^bDivision of Sustainable and Environmental Engineering, Graduate School of Engineering, Muroran Institute of Technology, 27-1, Mizumoto-cho, Muroran, Hokkaido, 050-8585, Japan. E-mail: niwayama@mmm.muroran-it.ac.jp

 † Electronic supplementary information (ESI) available: The NMR spectra for all the polymers. See DOI: <https://doi.org/10.1039/d2ra07779e>


A. Selective monohydrolysis of symmetric diesters



B. Construction of polymer libraries



Scheme 2 Selective monohydrolysis and the application to polymer synthesis.

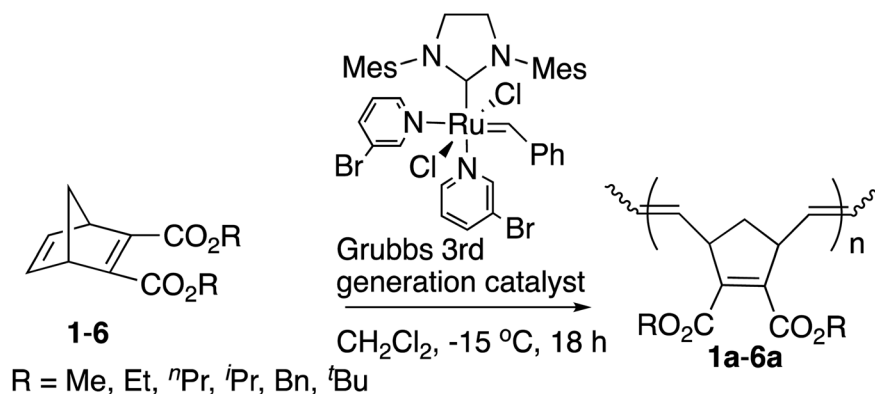
step and faster propagation rates.^{11,12} The [Ru]-II catalyst also appears to be less tolerant of a polar functional group like COOH. Since the Grubbs 3rd generation catalyst is known to enhance the reactivities in the initiation steps of the polymerization by the 3-bromopyridine ligand, resulting in improved living polymerization, here we report a more precise and controlled living ROMP method for the construction of libraries of polymers with the Grubbs 3rd generation catalyst from symmetric and non-symmetric diesters bearing the norbornadiene skeleton that were obtained by our selective monohydrolysis reactions. We also found that the amphiphilic homopolymers can be synthesized directly from the half-esters obtained by the selective monohydrolysis reaction because of the higher tolerance of the catalyst.

2 Results and discussion

2.1 Polymerization, characterization, and thermal properties of norbornadienes bearing various ester groups

We first studied the ROMP of six symmetric diesters **1–6** to examine the influence of the [M]/[I] ratios with the [Ru]-III catalyst at $-15\text{ }^{\circ}\text{C}$. The results of the isolated yields, number average molecular weight (M_n), the *trans* contents around the C=C bonds in the main chain of polymers, the thermogravimetric analysis (TGA) results, and the differential scanning calorimetry (DSC) of polymers **1a–6a** are shown in Table 1.

Table 1 ROMP of symmetric norbornadiene diesters and the characterization of the polynorbornadienes



Entry	Diester	R	[M]/[I] (mole ratio)	Yield ^a (%)	M_{calcd}^b (kDa)	M_n (GPC) ^c (kDa)	PDI ^d	<i>Trans</i> content ^e (%)	T_g ($^{\circ}\text{C}$)	$T_d^{5\%}$ ($^{\circ}\text{C}$)
1	1	Me	333	— ^g	— ^g	— ^g	— ^g	— ^g	— ^g	— ^g
2	1	Me	200	82	3.4	7.0	1.05	>99	114	229
3	1	Me	100	72	1.5	1.3	1.09	>99	77	205
4	2	Et	200	76	3.6	6.7	1.08	>99	105	231
5	3	ⁿ Pr	200	71	3.7	5.7	1.06	>99	92	232
6	4	ⁱ Pr	200	72	3.8	5.2	1.04	95	99	184
7	5	ⁿ Bu	200	67	3.9	3.7	1.05	>99	84	217
8	6	^t Bu	200	64	3.7	2.1	1.10	90	117	125

^a Isolated yield after precipitation. ^b Calculated theoretical molecular weight obtained by a formula: $W_{\text{monomer}} \times [M]/[I] \times \text{yield}\%$, where W_{monomer} is the molecular weight of monomer. ^c Determined by GPC with polystyrene standards. ^d Values of M_w/M_n determined by GPC. ^e Determined by ¹H NMR or ¹³C NMR. ^f Temperature at 5% weight loss. ^g Solid polymer did not form after reprecipitation.



extended size of alkyl pendant chains and increased with the branching of alkyl groups. The T_g values of polymers **4a** ($R = ^iPr$, 99 °C) and **6a** ($R = ^tBu$, 117 °C) bearing the branched alkyl pendant were higher than the corresponding polymers with a linear structure, polymer **3a** ($R = ^nPr$, 92 °C) and **5a** ($R = ^nBu$, 84 °C). This effect can be explained by the plasticizing effect of the hydrocarbon chain and the softer side groups of the flexible longer alkyl pendant.^{13,15} The T_d^5 of polymer **6a** was found to have the lowest temperature, 125 °C, resulting from the facile decomposition of *tert*-Bu substituted polymers due to the release of the isobutene molecule.

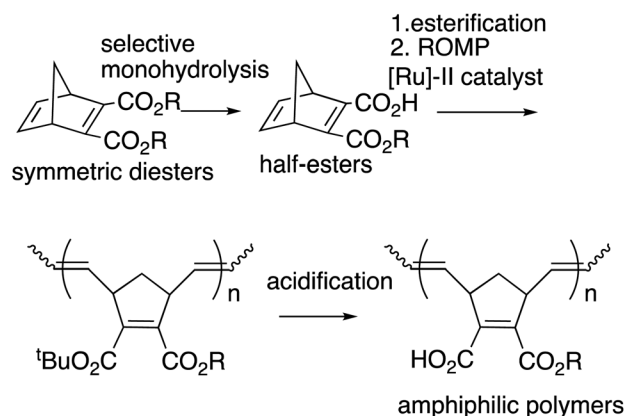
Next various non-symmetric diesters, **7–11**, were prepared from the half-esters obtained by the highly efficient selective monohydrolysis of symmetric diesters **1–6**, and were polymerized by the [Ru]-III catalyst under the same conditions as above. The results are summarized in Table 2. The *tert*-Bu group was introduced into the COOH of the half-esters with the use of magnesium chloride in high yields.¹⁹ As these diesters were racemic mixtures, the *tert*-butyl and alkyl ester groups were interchangeable in these structures.

Decreased yields of polymers **7a–11a** with an increase in the size of alkyl groups in ester substituents were also observed. The yields of these polymers from non-symmetric monomers were lower than those of polymers from symmetric monomers due to the steric hindrance of *tert*-Bu ester groups. The M_n observed by GPC for polymer **7a**, which is similar to polymer **1a**, was somewhat higher than theoretical values. The correlations between the calculated theoretical M_n (ranging from 3.6–4.3 kDa for polymers **8a–11a**) and the observed M_n values from GPC (ranging from 2.73–5.96 kDa for polymers **8a–11a**) were better than for the symmetric polymers, **1a–6a**. Despite the less-than-ideal yields, the narrow PDIs (1.05–1.09) of the resulting polymers implies living polymerization. The structure of the non-symmetric polymer unit was determined by the ¹H NMR and ¹³C NMR spectra. The *trans/cis* ratios were near 1 : 1 according to the integral ratios of olefinic protons in the ¹H NMR spectra, without showing the diastereoselectivities. One probable reason is that the possibilities for the coordination of the active center of metal carbene at the position of *exo*-face or *endo*-face in the ring-opening step are equal. The other probable reason is the steric hindrance or the increased stability of the *cis* configuration. Again an increase in T_g values was observed with branched alkyl groups, and a decrease in T_g values was observed with longer alkyl chains.

2.2 Synthesis of amphiphilic polymers with half-esters by Grubbs' 3rd generation catalyst

In our previous studies,⁹ the direct polymerization of half-ester monomers by the [Ru]-II catalyst led to the production of only a trace amount of polymers even after more than 3 days due to the catalyst sensitivity with the carboxyl group. Therefore, the -COOH was protected as the *tert*-Bu ester before ROMP and was deprotected to the -COOH group successfully with trifluoroacetic acid (TFA) afterwards as shown in Scheme 3.¹⁰

However, half-esters **12–16** were able to be polymerized by the [Ru]-III catalyst directly because of the catalyst tolerance for carboxylic groups as shown in Table 3. The polymerization was



Scheme 3 Synthetic route of amphiphilic polymers with the [Ru]-II catalyst.

conducted in anhydrous THF because of the low solubility of the obtained polymers in CH₂Cl₂.

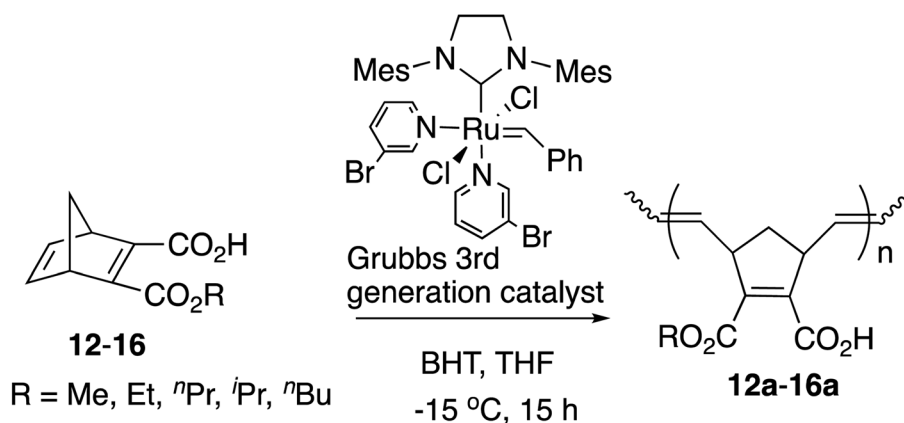
The [M]/[I] ratio of 200, which was effective in the ROMP of **1–11**, yielded only a low (~27%) yield in the ROMP of **12** (data not shown). However, an increased catalyst ratio of 50 led to the production of the corresponding amphiphilic homopolymers. The yields obviously decreased with the increase in the size of the alkyl groups. It appears that addition of a radical scavenger, 2,6-di-*tert*-butyl-4-methylphenol (BHT), helped improve the polymerization as has been reported for polymerization of other carboxyl group-containing monomers.^{7a} Although the PDIs of these amphiphilic polymers showed a marked increase compared to the polymers from the diester monomers above, these values remained within a favorable range (1.13–1.29). The observed M_n values from GPC (0.75–2.64 kDa) were comparable to the theoretical M_n values (0.42–0.75 kDa). The higher molecular weights also indicate good polymerization control and a “living” manner. The olefinic protons in the monomers at around 6.40 ppm disappeared, and new olefinic protons were found at 5.63–5.37 ppm, indicating the *trans* and *cis* structures around the main chain in the polymers. Other significant differences in the polymers above from the non-symmetric monomers include their high selectivities towards the *trans* structures, probably due to the mutual interaction of carboxylic groups in the polymer chains. Judging from the results of T_g and T_d^5 , their thermal stabilities decreased slightly compared to polymers **1a–11a** above with the same ester groups, perhaps due to the decreased M_n values.

2.3 Synthesis of saturated polynorbornadienes by hydrogenation

Next we performed hydrogenation of the polymers above in order to obtain saturated polymers, which is expected to improve thermal properties as well as to provide useful information for structural elucidation.^{16b} The hydrogenations were performed by the rapid *in situ* addition of diimide (NH=NH) with the use of *p*-toluenesulfonyl hydrazide (TSH) and 2,6-di-*tert*-butyl-4-methylphenol in xylene at 135 °C. The results are summarized in Table 4.



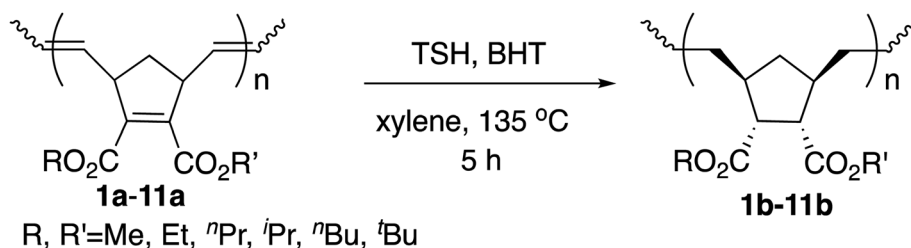
Table 3 Synthesis of amphiphilic polymers with half-esters and characterization of the polymers



Entry	Half-ester	R	[M]/[I] (mole ratio)	Yield ^a (%)	<i>M</i> _{calcd} (kDa)	<i>M</i> _n (GPC) (kDa)	<i>M</i> _w / <i>M</i> _n ^b	<i>Trans</i> content ^c (%)	<i>T</i> _g (°C)	<i>T</i> _d ⁵ ^d (°C)
1	12	Me	100	58.3	1.13	1.93	1.13	>99	73	175
2	12	Me	50	77.2	0.75	2.64	1.24	>99	76	184
3	13	Et	100	32.6	0.68	1.85	1.16	>99	72	154
4	13	Et	50	70.9	0.74	2.57	1.27	>99	74	201
5	14	ⁿ Pr	100	18.1	0.40	0.92	1.20	99	67	179
6	14	ⁿ Pr	50	61.4	0.68	1.91	1.29	>99	69	208
7	15	ⁱ Pr	100	14.5	0.32	0.66	1.18	>99	69	175
8	15	ⁱ Pr	50	62.5	0.69	2.21	1.23	98	70	183
9	16	ⁿ Bu	100	— ^e	— ^e	— ^e	— ^e	— ^e	— ^e	— ^e
10	16	ⁿ Bu	50	37.4	0.42	0.75	1.22	98	68	177

^a Isolated yield after precipitation. ^b Values of *M*_w/*M*_n determined by GPC with polystyrene standards. ^c Determined by ¹H NMR. ^d Temperature at 5% weight loss. ^e Solid polymer did not form after reprecipitation.

Table 4 The synthesis of polymers with a saturated backbone by hydrogenation and characterization of the polymers



Entry	Polymer	R	R'	Yield ^a (%)	<i>M</i> _n (GPC) (kDa)	<i>M</i> _w / <i>M</i> _n ^b	<i>T</i> _g (°C)	<i>T</i> _d ⁵ ^c (°C)
1	1a	Me	Me	99.4	6.65	1.04	72	233
2	2a	Et	Et	97.8	7.13	1.07	66	230
3	3a	ⁿ Pr	ⁿ P	96.6	5.72	1.07	58	242
4	4a	ⁱ Pr	ⁱ P	96.3	5.34	1.09	69	195
5	5a	ⁿ Bu	ⁿ Bu	95.5	3.96	1.08	50	221
6	6a	^t Bu	^t Bu	94.4	2.11	1.07	74	129
7	7a	Me	^t Bu	90.4	6.77	1.07	89	243
8	8a	Et	^t Bu	86.1	6.25	1.08	75	237
9	9a	ⁿ Pr	^t Bu	83.4	4.94	1.08	62	239
10	10a	ⁱ Pr	^t Bu	79.6	5.12	1.09	65	190
11	11a	ⁿ Bu	^t Bu	72.7	2.93	1.10	48	174

^a Isolated yield after precipitation. ^b Values of *M*_w/*M*_n determined by GPC with polystyrene standards. ^c Temperature at 5% weight loss.



The yields were high, and the PDIs remained similarly narrow compared to those of the unsaturated polymers, ranging from 1.04 to 1.10. The isolated yields also similarly decreased with the increase in the size of the ester groups. The proton signals of the C=C bond in the olefinic region disappeared, and both the C=C bonds in the main chains and the cyclopentene ring were completely hydrogenated without side reactions according to ^1H NMR and ^{13}C NMR analysis as in our previous studies with the [Ru]-II initiated ROMP.⁹ Due to the concerted pericyclic mechanism, the addition mode of hydrogen atoms is known to be specifically “*syn*,” and the addition occurred from the *exo* face of the cyclopentene ring to afford thermodynamically stable and less hindered products.^{16b,20} There was no splitting of signal peaks as investigated in ^{13}C NMR spectroscopy after hydrogenation, which also suggests the high tacticity of the polymers. The carbon atoms of C_{5,6} in cyclopentane associated with ester groups showed sharp singlets, which indicates that the stereoselective *cis*-addition of two hydrogen atoms occurred on the endocyclic C=C bond and without introducing new tacticity splitting. Although the T_g values decreased after hydrogenation because of the increased mobilities of the polymer chains, the thermostabilities were indeed improved, based on the T_d^5 values.

Hydrogenation was also performed on the amphiphilic polymers **12a–16a** under the same reaction conditions, and the results are shown in Table 5. The hydrogenation was complete on both the polymer main chain and cyclopentane rings judging from the ^1H NMR analysis.

Again, high yields and narrow PDIs were observed. Compared with the results in Table 3, the thermal properties were indeed improved for all the cases judging from the values of T_d^5 , although T_g values decreased as above. Although it is generally known that undesirable side reactions often occur with polymers, these hydrogenation reactions took place smoothly and completely, which is remarkable as in our previous studies.⁹

3 Conclusions

We have constructed libraries of polymers by ROMP initiated by the [Ru]-III catalyst from half-esters prepared by the selective monohydrolysis of various symmetric diesters. The polymers from symmetric diesters were obtained with mainly the *trans* olefinic microstructure in high yields. The T_g values decreased with the increased size of the ester groups, and the T_g values increased with the branched alkyl groups. The polymers from non-symmetric monomers did not exhibit selectivities toward the *trans* structures. In addition, various amphiphilic homopolymers bearing both ester groups and carboxyl groups were directly prepared from the half-esters by the [Ru]-III catalyzed ROMP. These amphiphilic homopolymers also exhibited high *trans* ratios for the olefinic stereochemistry and thermal properties similar to other polymers. Their thermostabilities were improved by the hydrogenation judging from the T_d^5 results.

Amphiphilic polymers generally constitute a wide range of advanced materials applied to tissue engineering, drug delivery, surface modifications, *etc.*, and many amphiphilic block copolymers consisting of hydrophobic and hydrophilic monomers have been reported by tandem ROMP or ATRP, often combined with protection and deprotection of polar functional groups. Although these copolymers can have well-defined structures, the composition distribution is not necessarily uniform, leading to low thermal stabilities. Therefore, the direct synthesis of amphiphilic homopolymers from amphiphilic monomers such as half-esters makes a significant contribution to materials development. Our selective monohydrolysis reactions coupled with ROMP initiated by the [Ru]-III catalyst serve as a versatile tool for the production of a variety of amphiphilic homopolymers with well-controlled structures in a living manner.

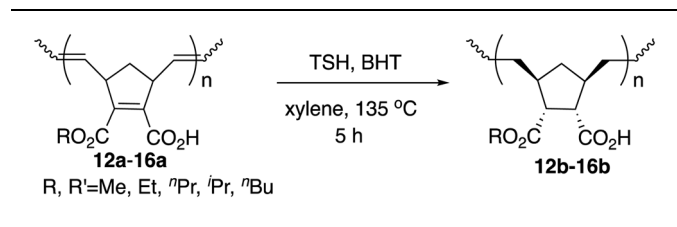
4 Experiment

4.1 General

All the reactions were carried out in a nitrogen atmosphere. The glassware was dried in an oven (180 °C) and heated under reduced pressure before use.

Nuclear magnetic resonance (^1H NMR and ^{13}C NMR) spectra were characterized on a Bruker AV 600 MHz NMR spectrometer with chloroform-*d* as a solvent; chemical shifts (in ppm) were reported using trimethylsilane as the internal standard. The gel permeation chromatography (GPC) was performed at 30 °C in CHCl_3 (0.85 mL min⁻¹) with the use of a JASCO PU-2080 system equipped with a set of Shodex K-804 and Shodex K-805 columns. The number average molecular weights (M_n), weight average molecular weights (M_w), and polydispersity indexes (PDI) of the obtained polymers were calculated on the basis of a polystyrene calibration. For polymers **12a–16a** and **12b–16b**, the GPC was performed on the methylated samples with trimethylsilyl diazomethane at 40 °C in THF (1.0 mL min⁻¹) with the use of a Waters 150C and a Waters 410 refractive index detector. TGA analyses were carried out on a Shimadzu TGA-50 instrument in a nitrogen atmosphere (flow rate of 50 mL min⁻¹) for the determination of 5% weight decomposition temperatures

Table 5 Synthesis of polymers with saturated backbone by hydrogenation and characterization of the polymers



Entry	Polymer	R	Yield ^a (%)	M_n (GPC) (kDa)	M_w/M_n ^b	T_g (°C)	T_d^5 ^c (°C)
1	12a	Me	93.1	2.67	1.26	73	185
2	13a	Et	89.2	2.58	1.28	62	211
3	14a	ⁿ Pr	74.8	2.06	1.28	54	213
4	15a	ⁱ Pr	76.5	2.35	1.29	55	186
5	16a	ⁿ Bu	61.3	0.98	1.27	48	182

^a Isolated yield after precipitation. ^b Values of M_w/M_n determined by GPC with polystyrene standards. ^c Temperature at 5% weight loss.



(T_d^5) at which 5% weight loss was observed (heating rate of $10\text{ }^\circ\text{C min}^{-1}$). DSC analyses were carried out with a Shimadzu DSC-60 instrument in a nitrogen atmosphere (flow rate of 50 mL min^{-1}) with liquid N_2 as a refrigerant for the determination of the glass transition temperature (T_g) (heating rate of $10\text{ }^\circ\text{C min}^{-1}$).

4.2 Materials

The third generation Grubbs' catalyst was purchased from Sigma Aldrich and used without further purification. Functionalized norbornenes **1–16** were synthesized according to our procedures reported in the literature.^{9,10}

4.3 Synthesis of polymers

4.3.1 Typical procedures for the synthesis of homogeneous polymers with functionalized ester groups. Unless otherwise specified in the tables, the monomer (0.24 mmol) was dissolved in anhydrous dichloromethane (0.75 mL). The stoichiometric Grubbs' third generation initiator (1.2×10^{-3} mmol, 0.5 mol%) was added to the monomer solution in a nitrogen atmosphere at $-15\text{ }^\circ\text{C}$. The reaction was carried out for 15 h at $-15\text{ }^\circ\text{C}$ under strict exclusion of oxygen, and quenched with ethyl vinyl ether (1.4×10^{-2} mL, 0.14 mmol). The reaction mixture was stirred for 10 min at $-15\text{ }^\circ\text{C}$. The polymer solid was obtained after reprecipitation from dichloromethane (1 mL)/cold hexane (100 mL) with vigorous stirring three times. The yielded polymer was filtrated and dried under reduced pressure at room temperature for 12 h, producing an off-white solid, which was used for the further characterization.

4.3.2 Polymer 1a. Pale white solid. $^1\text{H NMR}$ (500 MHz, CDCl_3) $\delta = 5.42$ (d, 2H, =CH), 3.93 (br, 2H, =CHCH), 3.73 (s, 6H, OCH_3), 2.53 and 1.45 (m, 2H, CHCH_2CH); $^{13}\text{C NMR}$ (125 MHz, CDCl_3) $\delta = 38.89$ ($-\text{CH}_2-$), 44.38 (C=C-CH), 52.21 (CH_3), 131.60 (C=C), 142.42 (C=C-C=O), 165.40 (C=O).

4.3.3 Polymer 2a. Pale white solid. $^1\text{H NMR}$ (500 MHz, CDCl_3) $\delta = 5.43$ (br, 2H, =CH), 4.18 (q, 4H, OCH_2-CH_3), 3.94 (br, 2H, =CHCH), 2.53 and 1.45 (m, 2H, CHCH_2CH), 1.26 (t, 6H, OCH_2CH_3); $^{13}\text{C NMR}$ (125 MHz, CDCl_3) $\delta = 14.20$ (CH_3), 38.94 ($-\text{CH}_2-$), 44.46 (C=C-CH), 61.09 (OCH_2), 131.60 (C=C), 142.17 (C=C-C=O), 164.95 (C=O).

4.3.4 Polymer 3a. Pale white solid. $^1\text{H NMR}$ (500 MHz, CDCl_3) $\delta = 5.56$ and 5.30 (br, 2H, *cis* and *trans* =CH), 4.10 (m, 4H, OCH_2-CH_2), 3.93 (d, 2H, =CHCH), 2.48 and 1.46 (m, 2H, CHCH_2CH), 1.64 (m, 4H, $-\text{CH}_2\text{CH}_2\text{CH}_3$), 0.93 (t, 6H, CH_3); $^{13}\text{C NMR}$ (125 MHz, CDCl_3) $\delta = 10.56$ (CH_3), 21.92 ($-\text{CH}_2-\text{CH}_3$), 38.93 ($-\text{CH}_2-$), 44.48 (C=C-CH), 66.73 (OCH_2), 131.61 (C=C), 142.09 (C=C-C=O), 165.00 (C=O).

4.3.5 Polymer 4a. Pale white solid. $^1\text{H NMR}$ (500 MHz, CDCl_3) $\delta = 5.54$ and 5.45 (br, 2H, *cis* and *trans* =CH), 5.06 (m, 2H, $\text{OCH}(\text{CH}_3)_2$), 3.92 (d, 2H, =CHCH), 2.51 and 1.45 (m, 2H, CHCH_2CH), 1.24 (d, 12H, $\text{OCH}(\text{CH}_3)_2$); $^{13}\text{C NMR}$ (125 MHz, CDCl_3) $\delta = 21.95$ (CH_3), 39.21 ($-\text{CH}_2-$), 44.55 (C=C-CH), 68.80 ($\text{OCH}(\text{CH}_3)_2$), 131.61 (C=C), 142.05 (C=C-C=O), 164.48 (C=O).

4.3.6 Polymer 5a. Pale white solid. $^1\text{H NMR}$ (500 MHz, CDCl_3) $\delta = 5.57$ and 5.42 (br, 2H, *cis* and *trans* =CH),

4.11 (m, 4H, OCH_2-CH_2), 3.95 (d, 2H, =CHCH), 2.49 and 1.43 (m, 2H, CHCH_2CH), 1.60 (m, 4H, $-\text{OCH}_2\text{CH}_2\text{CH}_2$), 1.35 (m, 4H, $-\text{OCH}_2\text{CH}_2\text{CH}_2$), 0.91 (t, 6H, CH_3); $^{13}\text{C NMR}$ (125 MHz, CDCl_3) $\delta = 13.82$ (CH_3), 19.21 ($-\text{CH}_2-\text{CH}_3$), 30.57 ($-\text{CH}_2-\text{CH}_2-\text{CH}_3$), 38.86 ($-\text{CH}_2-$), 44.48 (C=C-CH), 64.99 (OCH_2), 131.57 (C=C), 142.02 (C=C-C=O), 164.96 (C=O).

4.3.7 Polymer 6a. Pale white solid. $^1\text{H NMR}$ (500 MHz, CDCl_3) $\delta = 5.54$ and 5.50 (br, 2H, *cis* and *trans* =CH), 3.84 (d, 2H, =CHCH), 2.50 and 1.48 (m, 2H, CHCH_2CH), 1.45 (s, 18H, $\text{OC}(\text{CH}_3)_3$); $^{13}\text{C NMR}$ (125 MHz, CDCl_3) $\delta = 28.34$ ($\text{C}(\text{CH}_3)_3$), 39.75 ($-\text{CH}_2-$), 44.65 (C=C-CH), 81.79 ($\text{C}(\text{CH}_3)_2$), 131.71 (C=C), 142.25 (C=C-C=O), 164.35 (C=O).

4.3.8 Polymer 7a. Pale white solid. $^1\text{H NMR}$ (500 MHz, CDCl_3) $\delta = 5.49$ and 5.38 (br, 2H, *trans* and *cis* =CH), 3.90 (s, 3H, $\text{O}-\text{CH}_3$), 3.73 (d, 2H, =CHCH), 2.49 and 1.58 (m, 2H, CHCH_2CH), 1.45 (s, 9H, $-\text{C}(\text{CH}_3)_3$); $^{13}\text{C NMR}$ (125 MHz, CDCl_3) $\delta = 28.12$ ($-\text{CH}_3$), 39.20 ($-\text{CH}_2-$), 44.28, 44.53 (C=C-CH), 51.89 ($\text{O}-\text{CH}_3$), 81.91 ($-\text{C}(\text{CH}_3)_3$), 131.36, 131.79 (C=C-C-C), 141.23, 143.34 (C=C-C=O), 163.93, 165.64 (C=O).

4.3.9 Polymer 8a. Pale white solid. $^1\text{H NMR}$ (500 MHz, CDCl_3) $\delta = 5.50$ and 5.42 (br, 2H, *trans* and *cis* =CH), 4.20 (m, 2H, $\text{O}-\text{CH}_2-$) 3.89 (m, 1H, =CHCH), 3.56 (d, 1H, =CHCH), 2.49 and 1.56 (m, 2H, CHCH_2CH), 1.44 (s, 9H, $-\text{C}(\text{CH}_3)_3$), 1.28 (3H, t, $-\text{CH}_3$); $^{13}\text{C NMR}$ (125 MHz, CDCl_3) $\delta = 14.40$ ($-\text{CH}_3$), 28.29 ($-\text{C}(\text{CH}_3)_3$), 39.33 ($-\text{CH}_2-$), 44.44, 44.64 (C=C-CH), 61.07 ($\text{O}-\text{CH}_2-$), 81.96 ($-\text{C}(\text{CH}_3)_3$), 131.57, 131.78 (C=C-C-C), 141.92, 142.42 (C=C-C=O), 163.97, 165.50 (C=O).

4.3.10 Polymer 9a. Pale white solid. $^1\text{H NMR}$ (500 MHz, CDCl_3) $\delta = 5.50$ and 5.42 (br, 2H, *trans* and *cis* =CH), 4.11 (m, 2H, $\text{O}-\text{CH}_2$) 3.90 (m, 2H, =CHCH), 2.50 (s, 1H, CHCH_2CH), 1.65 (m, 3H, CHCH_2CH and $-\text{CH}_2\text{CH}_3$), 1.44 (s, 9H, $-\text{C}(\text{CH}_3)_3$), 0.91 (t, 3H, $-\text{CH}_3$); $^{13}\text{C NMR}$ (125 MHz, CDCl_3) $\delta = 10.51$ ($-\text{CH}_3$), 21.91 ($-\text{CH}_2\text{CH}_3$), 28.11 ($-\text{C}(\text{CH}_3)_3$), 39.19 (=C-CH- CH_2 -CH-C=), 44.21, 44.47 (C=C-CH), 66.60 ($-\text{CH}_2-\text{O}_2\text{C}$), 81.82 ($-\text{C}(\text{CH}_3)_3$), 131.20, 131.63 (C=C-C-C), 142.03, 142.30 (C=C-C=O), 163.81, 165.38 (C=O).

4.3.11 Polymer 10a. Pale white solid. $^1\text{H NMR}$ (500 MHz, CDCl_3) $\delta = 5.49$ and 5.45 (br, 2H, *trans* and *cis* =CH), 5.04 (m, 1H, $\text{CH}(\text{CH}_3)_2$) 3.87 (s, 2H, =CHCH), 2.48, 1.70 (m, 2H, CHCH_2CH), 1.42 (s, 9H, $-\text{C}(\text{CH}_3)_3$), 1.22 (d, 6H, $\text{CH}(\text{CH}_3)_2$); $^{13}\text{C NMR}$ (125 MHz, CDCl_3) $\delta = 21.94$ ($\text{CH}(\text{CH}_3)_2$), 28.21 ($-\text{C}(\text{CH}_3)_3$), 39.42 (=C-CH- CH_2 -CH-C=), 44.51, 44.58 (C=C-CH), 68.61 ($\text{CH}(\text{CH}_3)_2$), 81.85 ($-\text{C}(\text{CH}_3)_3$), 131.41, 131.81 (C=C-C-C), 141.74, 142.43 (C=C-C=O), 164.00, 164.72 (C=O).

4.3.12 Polymer 11a. Pale white solid. $^1\text{H NMR}$ (500 MHz, CDCl_3) $\delta = 5.50$ and 5.42 (br, 2H, *trans* and *cis* =CH), 4.11 (m, 2H, $\text{O}-\text{CH}_2$) 3.89 (m, 2H, =CHCH), 2.49 (s, 1H, CHCH_2CH), 2.16 (m, 2H, $-\text{CH}_2\text{CH}_2\text{CH}_2$), 1.68 (m, 3H, CHCH_2CH and $-\text{CH}_2\text{CH}_3$), 1.43 (s, 9H, $-\text{C}(\text{CH}_3)_3$), 0.92 ($-\text{CH}_3$); $^{13}\text{C NMR}$ (125 MHz, CDCl_3) $\delta = 10.42$ ($-\text{CH}_3$), 17.10 ($-\text{CH}_2\text{CH}_3$), 21.84 ($-\text{CH}_2\text{CH}_3$), 28.11 ($-\text{C}(\text{CH}_3)_3$), 39.32 (=C-CH- CH_2 -CH-C=), 44.41, 44.48 (C=C-CH), 68.51 ($-\text{CH}_2-\text{O}_2\text{C}$), 81.75 ($-\text{C}(\text{CH}_3)_3$), 131.31, 131.71 (C=C-C-C), 141.64, 142.33 (C=C-C=O), 163.90, 164.62 (C=O).

4.3.13 Typical procedures for the preparation of amphiphilic polymers with a half-ester. Grubbs' third generation initiator [Ru]-III was adopted to catalyze half-ester monomers under strict exclusion of oxygen. The amounts of added monomers and the



[Ru]-III catalyst are shown in Table 3. In a typical procedure, a half-ester (0.24 mmol) and 2,6-di-*tert*-butyl-4-methylphenol (BHT) (0.3 mg, 1.3 μ mol) were added to a flame-dried flask, evacuated over 30 min, and dissolved in 0.75 mL of anhydrous THF. The stoichiometric [Ru]-III catalyst was added to another flame-dried flask, evacuated over 30 min, and dissolved in 0.25 mL of anhydrous THF. The monomer solution was added to the [Ru]-III catalyst solution and the reaction mixture was stirred for 15 h at -15°C . The reaction was quenched with ethyl vinyl ether (1.4×10^{-2} mL, 0.14 mmol) and the reaction was continued for 10 min at -15°C . The polymer was obtained after reprecipitation from cold diethyl ether. The obtained off-white solid was used for the further characterization.

4.3.14 Polymer 12a. Pale white solid. ^1H NMR (500 MHz, $(\text{CD}_3)_2\text{CO}$) $\delta = 5.56$ and 5.37 (br, 2H, *trans* and *cis* =CH), 3.97 (s, 3H, O- CH_3), 3.61 (d, 2H, =CHCH), 2.55 and 1.35 (m, 2H, CHCH₂CH); ^{13}C NMR (125 MHz, $(\text{CD}_3)_2\text{CO}$) $\delta = 39.77$ ($-\text{CH}_2-$), 44.83 , 52.20 (C=C-CH), 55.25 (O- CH_3), 132.01 , 132.47 (C-C=C-C), 143.26 , 143.34 (C=C-C=O), 165.82 , 166.19 (C=O).

4.3.15 Polymer 13a. Pale white solid. ^1H NMR (500 MHz, $(\text{CD}_3)_2\text{CO}$) $\delta = 5.54$ and 5.42 (br, 2H, *trans* and *cis* =CH), 4.12 (s, 2H, O- CH_2-) 4.00 (s, 1H, =CHCH), 3.60 (d, 1H, =CHCH), 2.60 and 1.39 (m, 2H, CHCH₂CH), 1.16 (t, 3H, $-\text{CH}_3$); ^{13}C NMR (125 MHz, $(\text{CD}_3)_2\text{CO}$) $\delta = 14.32$ ($-\text{CH}_3$), 39.98 ($-\text{CH}_2-$), 45.18 , 55.37 (C=C-CH), 61.48 (O- CH_2-), 132.40 , 132.75 (C-C=C-C), 142.86 , 143.92 (C=C-C=O), 165.80 , 165.95 (C=O).

4.3.16 Polymer 14a. Pale white solid. ^1H NMR (500 MHz, $(\text{CD}_3)_2\text{CO}$) $\delta = 5.62$ and 5.48 (br, 2H, *trans* and *cis* =CH), 4.09 (m, 2H, O- CH_2), 3.63 (m, 2H, =CHCH), 2.66 , 1.62 (m, 2H, CHCH₂CH), 1.66 (m, 2H, $-\text{CH}_2\text{CH}_3$), 0.93 (m, 3H, $-\text{CH}_3$); ^{13}C NMR (125 MHz, $(\text{CD}_3)_2\text{CO}$) $\delta = 10.69$ ($-\text{CH}_3$), 22.33 ($-\text{CH}_2\text{CH}_3$), 39.84 (=C-CH- CH_2 -CH-C=), 45.05 , 66.95 (C=C-CH), 67.87 ($-\text{CH}_2$ -O $_2\text{C}$), 132.31 , 132.42 (C-C=C-C), 142.95 , 143.63 (C=C-C=O), 165.64 , 165.83 (C=O).

4.3.17 Polymer 15a. Pale white solid. ^1H NMR (500 MHz, $(\text{CD}_3)_2\text{CO}$) $\delta = 5.63$ and 5.49 (br, 2H, *trans* and *cis* =CH), 5.03 (m, 1H, CH(CH_3)₂), 3.62 (m, 2H, =CHCH), 2.66 , 1.46 (m, 2H, CHCH₂CH), 1.23 (m, 6H, CH(CH_3)₂); ^{13}C NMR (125 MHz, $(\text{CD}_3)_2\text{CO}$) $\delta = 21.94$ (CH(CH_3)₂), 40.07 (=C-CH- CH_2 -CH-C=), 45.28 , 55.39 (C=C-CH), 69.20 (CH(CH_3)₂), 132.33 , 132.58 (C-C=C-C), 142.54 , 144.55 (C=C-C=O), 165.65 , 165.93 (C=O).

4.3.18 Polymer 16a. Pale white solid. ^1H NMR (500 MHz, $(\text{CD}_3)_2\text{CO}$) $\delta = 5.71$ and 5.49 (br, 2H, *trans* and *cis* =CH), 4.19 (m, 2H, O- CH_2), 3.67 (m, 2H, =CHCH), 2.67 , 1.27 (m, 2H, CHCH₂CH), 1.89 (m, 2H, $-\text{CH}_2\text{CH}_2\text{CH}_3$), 1.65 (m, 2H, $-\text{CH}_2\text{CH}_3$), 0.95 (m, 3H, $-\text{CH}_3$); ^{13}C NMR (125 MHz, $(\text{CD}_3)_2\text{CO}$) $\delta = 9.78$ ($-\text{CH}_3$), 21.09 ($-\text{CH}_2\text{CH}_3$), 28.87 ($-\text{CH}_2\text{CH}_2\text{CH}_3$), 29.49 (=C-CH- CH_2 -CH-C=), 45.17 , 67.24 (C=C-CH), 68.36 ($-\text{CH}_2$ -O $_2\text{C}$), 134.33 , 134.72 (C-C=C-C), 143.46 , 144.73 (C=C-C=O), 165.44 , 165.33 (C=O).

4.3.19 Typical procedure for hydrogenation. A 50 mL flask was charged with a polymer (0.24 mmol) obtained by ROMP from monomers 1–16 as described above, *p*-toluenesulfonylhydrazide (TSH, 3.6 mmol), 15 mL of xylene and 2,6-di-butyl-4-methylphenol (BHT, 0.036 mmol) in a nitrogen atmosphere. Polymer 1b was synthesized from polymer 1a from entry 2 in Table 1, and polymers 12b–16b were synthesized from polymers

12a–16a from entries 2, 4, 6, 8, and 10 in Table 3, respectively. The reaction mixture was heated at 135°C for 5 hours. After the reaction was completed, the mixture was allowed to cool and poured into an excess of methanol. The hydrogenated polymer was further purified by dissolving it in chloroform and reprecipitating it with methanol. The hydrogenated polymer was collected and dried under vacuum.

4.3.20 Polymer 1b. Pale white solid. ^1H NMR (500 MHz, CDCl_3) $\delta = 3.69$ (s, 6H, $-\text{OCH}_3$), 2.69 (d, 2H, $-\text{CH}-\text{CH}-$, cyclopentane), 2.23 (m, 2H, CH- CH_2 -CH, cyclopentane), 1.57 (d, 2H, $-\text{CH}_2$ -CH), 1.16 (d, 2H, $-\text{CH}_2$ -CH), 2.23 and 0.82 (m, 2H, CHCH₂CH); ^{13}C NMR (125 MHz, CDCl_3) $\delta = 33.91$ ($-\text{CH}_2$ -CH-), 39.05 (CH- CH_2 -CH), 42.63 ($-\text{CH}_2$ -CH-), 51.89 (O- CH_3), 52.76 ($-\text{CH}-\text{CH}-$), 174.17 (C=O).

4.3.21 Polymer 2b. Pale white solid. ^1H NMR (500 MHz, CDCl_3) $\delta = 4.06$ (q, 4H, $-\text{OCH}_2-$), 2.68 (d, 2H, $-\text{CH}-\text{CH}-$, cyclopentane), 2.16 (m, 2H, CH- CH_2 -CH, cyclopentane), 1.54 (s, 2H, $-\text{CH}_2$ -CH), 1.20 (d, 8H, $-\text{CH}_2$ -CH + $-\text{CH}_2\text{CH}_3$), 2.22 and 0.85 (m, 2H, CHCH₂CH); ^{13}C NMR (125 MHz, CDCl_3) $\delta = 14.24$ ($-\text{CH}_2\text{CH}_3$), 34.02 ($-\text{CH}_2$ -CH-), 39.15 (CH- CH_2 -CH), 42.77 ($-\text{CH}_2$ -CH-), 52.70 ($-\text{CH}-\text{CH}-$), 60.48 (O- CH_2-), 173.70 (C=O).

4.3.22 Polymer 3b. Pale white solid. ^1H NMR (500 MHz, CDCl_3) $\delta = 3.96$ (s, 4H, $-\text{OCH}_2-$), 2.66 (d, 2H, $-\text{CH}-\text{CH}-$, cyclopentane), 2.18 (m, 2H, CH- CH_2 -CH, cyclopentane), 1.64 (m, 4H, $-\text{CH}_2$ - CH_3), 1.18 (s, 4H, $-\text{CH}_2$ -CH), 0.93 (m, 6H, $-\text{CH}_3$), 2.18 and 0.84 (m, 2H, CHCH₂CH). ^{13}C NMR (125 MHz, CDCl_3) $\delta = 10.57$ ($-\text{CH}_2\text{CH}_3$), 21.98 ($-\text{CH}_2\text{CH}_3$), 34.14 ($-\text{CH}_2$ -CH-), 39.20 (CH- CH_2 -CH), 42.90 ($-\text{CH}_2$ -CH-), 52.69 ($-\text{CH}-\text{CH}-$), 66.20 (O- CH_2-), 173.79 (C=O).

4.3.23 Polymer 4b. Pale white solid. ^1H NMR (500 MHz, CDCl_3) $\delta = 5.07$ (m, 2H, $-\text{OCH}-$), 2.61 (d, 2H, $-\text{CH}-\text{CH}-$, cyclopentane), 2.15 (m, 2H, CH- CH_2 -CH, cyclopentane), 1.59 (s, 2H, $-\text{CH}_2$ -CH), 1.24 (d, 14H, $-\text{CH}(\text{CH}_3)_2$ + $-\text{CH}_2$ -CH), 2.42 and 0.82 (m, 2H, CHCH₂CH); ^{13}C NMR (125 MHz, CDCl_3) $\delta = 21.99$ ($-\text{CH}(\text{CH}_3)_2$), 34.30 ($-\text{CH}_2$ -CH-), 39.18 (CH- CH_2 -CH), 43.04 ($-\text{CH}_2$ -CH-), 52.71 ($-\text{CH}-\text{CH}-$), 67.74 (O- $\text{CH}-$), 173.25 (C=O).

4.3.24 Polymer 5b. Pale white solid. ^1H NMR (500 MHz, CDCl_3) $\delta = 4.01$ (m, 4H, $-\text{OCH}_2-$), 2.70 (d, 2H, $-\text{CH}-\text{CH}-$, cyclopentane), 2.16 (m, 2H, CH- CH_2 -CH, cyclopentane), 1.56 (m, 4H, $-\text{CH}_2$ - CH_2 - CH_3), 1.36 (m, 4H, $-\text{CH}_2$ - CH_3), 1.17 (s, 4H, $-\text{CH}_2$ -CH), 0.92 (m, 6H, $-\text{CH}_3$), 2.21 and 0.82 (m, 2H, CHCH₂-CH). ^{13}C NMR (125 MHz, CDCl_3) $\delta = 13.86$ ($-\text{CH}_2\text{CH}_3$), 19.29 ($-\text{CH}_2\text{CH}_3$), 30.72 ($-\text{CH}_2\text{CH}_2\text{CH}_3$), 34.19 ($-\text{CH}_2$ -CH-), 39.21 (CH- CH_2 -CH), 42.96 ($-\text{CH}_2$ -CH-), 52.75 ($-\text{CH}-\text{CH}-$), 64.49 (O- CH_2-), 173.80 (C=O).

4.3.25 Polymer 6b. Pale white solid. ^1H NMR (500 MHz, CDCl_3) $\delta = 2.61$ (d, 2H, $-\text{CH}-\text{CH}-$, cyclopentane), 2.14 (s, 2H, CH- CH_2 -CH, cyclopentane), 1.61 (s, 2H, $-\text{CH}_2$ -CH), 1.42 (s, 18H, $-\text{C}(\text{CH}_3)_3$), 1.25 (s, 2H, $-\text{CH}_2$ -CH), 0.80 (m, 2H, CHCH₂CH); ^{13}C NMR (125 MHz, CDCl_3) $\delta = 28.41$ ($-\text{C}(\text{CH}_3)_3$), 34.65 ($-\text{CH}_2$ -CH-), 39.34 (CH- CH_2 -CH), 43.12 ($-\text{CH}_2$ -CH-), 53.24 ($-\text{CH}-\text{CH}-$), 80.19 (O-C-), 173.27 (C=O).

4.3.26 Polymer 7b. Pale white solid. ^1H NMR (500 MHz, CDCl_3) $\delta = 3.63$ (s, 3H, $-\text{OCH}_3$), 2.60 (d, 2H, $-\text{CH}-\text{CH}-$, cyclopentane), 2.15 (s, 2H, CH- CH_2 -CH, cyclopentane), 1.58 (d, 2H, $-\text{CH}_2$ -CH), 1.41 (s, 9H, $-\text{C}(\text{CH}_3)_3$), 1.23 (m, 2H, $-\text{CH}_2$ -CH), 2.22 and 0.83 (m, 2H, CHCH₂CH); ^{13}C NMR (125 MHz, CDCl_3)



$\delta = 28.13$ ($-\text{C}(\text{CH}_3)_3$), 34.28 ($-\text{CH}_2-\text{CH}-$), 39.17 ($-\text{CH}-\text{CH}_2-\text{CH}-$), 42.55 , 43.38 ($-\text{CH}_2-\text{CH}-$), 51.60 ($\text{O}-\text{CH}_3$), 52.57 , 53.67 ($-\text{CH}-\text{CH}-$), 80.57 ($-\text{C}(\text{CH}_3)_3$), 173.08 , 174.26 ($\text{C}=\text{O}$).

4.3.27 Polymer 8b. Pale white solid. ^1H NMR (500 MHz, CDCl_3) $\delta = 4.06$ (m, 2H, $-\text{OCH}_2-$), 2.59 (s, 2H, $-\text{CH}-\text{CH}-$, cyclopentane), 2.15 (s, 2H, $\text{CH}-\text{CH}_2-\text{CH}$, cyclopentane), 1.58 (d, 2H, $-\text{CH}_2-\text{CH}$), 1.43 (s, 9H, $-\text{C}(\text{CH}_3)_3$), 1.24 (m, 5H, $-\text{CH}_2-\text{CH} + -\text{CH}_2\text{CH}_3$), 2.15 and 0.83 (m, 2H, CHCH_2CH); ^{13}C NMR (125 MHz, CDCl_3) $\delta = 14.75$ ($-\text{CH}_2\text{CH}_3$), 28.58 ($-\text{C}(\text{CH}_3)_3$), 34.75 , 34.92 ($-\text{CH}_2-\text{CH}-$), 39.67 ($-\text{CH}-\text{CH}_2-\text{CH}-$), 43.22 , 43.73 ($-\text{CH}_2-\text{CH}-$), 53.06 , 53.99 ($-\text{CH}-\text{CH}-$), 60.81 ($\text{O}-\text{CH}_2-$), 80.92 ($-\text{C}(\text{CH}_3)_3$), 173.50 , 174.33 ($\text{C}=\text{O}$).

4.3.28 Polymer 9b. Pale white solid. ^1H NMR (500 MHz, CDCl_3) $\delta = 4.06$ (m, 2H, $-\text{OCH}_2-$), 2.60 (s, 2H, $-\text{CH}-\text{CH}-$, cyclopentane), 2.18 (s, 2H, $\text{CH}-\text{CH}_2-\text{CH}$, cyclopentane), 1.64 (m, 2H, $-\text{CH}_2-\text{CH}_3$), 1.46 (s, 2H, $-\text{CH}_2-\text{CH}$), 1.42 (s, 9H, $-\text{C}(\text{CH}_3)_3$), 1.20 (s, 2H, $-\text{CH}_2-\text{CH}$), 0.91 (t, 3H, $-\text{CH}_3$), 0.80 (m, 2H, CHCH_2CH); ^{13}C NMR (125 MHz, CDCl_3) $\delta = 10.67$ ($-\text{CH}_2\text{CH}_3$), 22.06 ($-\text{CH}_2\text{CH}_3$), 28.15 ($-\text{C}(\text{CH}_3)_3$), 34.31 , 34.51 ($-\text{CH}_2-\text{CH}-$), 39.27 ($-\text{CH}-\text{CH}_2-\text{CH}-$), 42.86 , 43.24 ($-\text{CH}_2-\text{CH}-$), 52.69 , 53.54 ($-\text{CH}-\text{CH}-$), 66.07 ($\text{O}-\text{CH}_2-$), 80.46 ($-\text{C}(\text{CH}_3)_3$), 173.01 , 173.97 ($\text{C}=\text{O}$).

4.3.29 Polymer 10b. Pale white solid. ^1H NMR (500 MHz, CDCl_3) $\delta = 4.95$ (m, 1H, $-\text{OCH}-$), 2.57 (s, 2H, $-\text{CH}-\text{CH}-$, cyclopentane), 2.17 (d, 2H, $\text{CH}-\text{CH}_2-\text{CH}$, cyclopentane), 1.60 (d, 2H, $-\text{CH}_2-\text{CH}$), 1.41 (s, 9H, $-\text{C}(\text{CH}_3)_3$), 1.22 (m, 8H, $-\text{CH}_2-\text{CH} + -\text{CH}(\text{CH}_3)_2$), 2.43 and 0.83 (m, 2H, CHCH_2CH); ^{13}C NMR (125 MHz, CDCl_3) $\delta = 21.94$ ($-\text{CH}(\text{CH}_3)_2$), 28.21 ($-\text{C}(\text{CH}_3)_3$), 34.35 , 34.68 ($-\text{CH}_2-\text{CH}-$), 39.26 ($-\text{CH}-\text{CH}_2-\text{CH}-$), 43.01 , 43.16 ($-\text{CH}_2-\text{CH}-$), 52.67 , 53.37 ($-\text{CH}-\text{CH}-$), 67.69 ($\text{O}-\text{CH}-$), 80.40 ($-\text{C}(\text{CH}_3)_3$), 173.02 , 173.47 ($\text{C}=\text{O}$).

4.3.30 Polymer 11b. Pale white solid. ^1H NMR (500 MHz, CDCl_3) $\delta = 4.02$ (m, 2H, $-\text{OCH}_2-$), 2.59 (s, 2H, $-\text{CH}-\text{CH}-$, cyclopentane), 2.39 (s, 2H, $\text{CH}-\text{CH}_2-\text{CH}$, cyclopentane), 2.16 (br, 2H, $-\text{CH}_2-\text{CH}_2-\text{CH}_3$), 1.58 (m, 2H, $-\text{CH}_2-\text{CH}_3$), 1.43 (s, 2H, $-\text{CH}_2-\text{CH}$), 1.39 (s, 9H, $-\text{C}(\text{CH}_3)_3$), 1.25 (m, 2H, $-\text{CH}_2-\text{CH}$), 0.93 , 0.83 (m, 5H, $\text{CHCH}_2\text{CH} + -\text{CH}_3$); ^{13}C NMR (125 MHz, CDCl_3) $\delta = 13.67$ ($-\text{CH}_2\text{CH}_3$), 25.06 ($-\text{CH}_2\text{CH}_3$), 28.56 ($-\text{CH}_2\text{CH}_2\text{CH}_3$), 31.15 ($-\text{C}(\text{CH}_3)_3$), 37.31 , 37.40 ($-\text{CH}_2-\text{CH}-$), 42.27 ($-\text{CH}-\text{CH}_2-\text{CH}-$), 45.83 , 46.22 ($-\text{CH}_2-\text{CH}-$), 55.67 , 56.51 ($-\text{CH}-\text{CH}-$), 69.10 ($\text{O}-\text{CH}_2-$), 83.45 ($-\text{C}(\text{CH}_3)_3$), 176.01 , 176.98 ($\text{C}=\text{O}$).

4.3.31 Polymer 12b. Pale white solid. ^1H NMR (500 MHz, $(\text{CD}_3)_2\text{CO}$) $\delta = 3.64$ (s, 3H, $-\text{OCH}_3$), 2.62 (d, 2H, $-\text{CH}-\text{CH}-$, cyclopentane), 2.17 (s, 2H, $\text{CH}-\text{CH}_2-\text{CH}$, cyclopentane), 1.54 (d, 2H, $-\text{CH}_2-\text{CH}$), 1.25 (m, 2H, $-\text{CH}_2-\text{CH}$), 2.22 and 0.82 (m, 2H, CHCH_2CH); ^{13}C NMR (125 MHz, $(\text{CD}_3)_2\text{CO}$) $\delta = 34.33$, 34.39 ($-\text{CH}_2-\text{CH}-$), 39.28 ($-\text{CH}-\text{CH}_2-\text{CH}-$), 42.70 , 43.51 ($-\text{CH}_2-\text{CH}-$), 51.72 ($\text{O}-\text{CH}_3$), 52.69 , 53.78 ($-\text{CH}-\text{CH}-$), 172.95 , 174.01 ($\text{C}=\text{O}$).

4.3.32 Polymer 13b. Pale white solid. ^1H NMR (500 MHz, $(\text{CD}_3)_2\text{CO}$) $\delta = 4.23$ (m, 2H, $-\text{OCH}_2-$), 2.71 (s, 2H, $-\text{CH}-\text{CH}-$, cyclopentane), 2.28 (s, 2H, $\text{CH}-\text{CH}_2-\text{CH}$, cyclopentane), 1.59 (d, 2H, $-\text{CH}_2-\text{CH}$), 1.19 (m, 5H, $-\text{CH}_2-\text{CH} + -\text{CH}_2\text{CH}_3$), 2.00 and 0.98 (m, 2H, CHCH_2CH); ^{13}C NMR (125 MHz, $(\text{CD}_3)_2\text{CO}$) $\delta = 14.41$ ($-\text{CH}_2\text{CH}_3$), 33.98 , 34.86 ($-\text{CH}_2-\text{CH}-$), 39.41 ($-\text{CH}-\text{CH}_2-\text{CH}-$), 42.82 , 43.43 ($-\text{CH}_2-\text{CH}-$), 52.65 , 52.98 ($-\text{CH}-\text{CH}-$), 61.01 ($\text{O}-\text{CH}_2-$), 172.88 , 174.05 ($\text{C}=\text{O}$).

4.3.33 Polymer 14b. Pale white solid. ^1H NMR (500 MHz, $(\text{CD}_3)_2\text{CO}$) $\delta = 4.05$ (m, 2H, $-\text{OCH}_2-$), 2.68 (s, 2H, $-\text{CH}-\text{CH}-$, cyclopentane), 2.21 (s, 2H, $\text{CH}-\text{CH}_2-\text{CH}$, cyclopentane), 1.66 (m, 2H, $-\text{CH}_2-\text{CH}_3$), 1.43 (s, 2H, $-\text{CH}_2-\text{CH}$), 1.21 (s, 2H, $-\text{CH}_2-\text{CH}$), 0.98 (t, 3H, $-\text{CH}_3$), 0.81 (d, 2H, CHCH_2CH); ^{13}C NMR (125 MHz, $(\text{CD}_3)_2\text{CO}$) $\delta = 10.65$ ($-\text{CH}_2\text{CH}_3$), 22.75 ($-\text{CH}_2\text{CH}_3$), 34.39 , 34.58 ($-\text{CH}_2-\text{CH}-$), 39.24 ($-\text{CH}-\text{CH}_2-\text{CH}-$), 42.92 , 43.31 ($-\text{CH}_2-\text{CH}-$), 52.64 , 53.47 ($-\text{CH}-\text{CH}-$), 60.28 ($\text{O}-\text{CH}_2-$), 172.87 , 173.97 ($\text{C}=\text{O}$).

4.3.34 Polymer 15b. Pale white solid. ^1H NMR (500 MHz, $(\text{CD}_3)_2\text{CO}$) $\delta = 5.01$ (m, 1H, $-\text{OCH}-$), 2.61 (s, 2H, $-\text{CH}-\text{CH}-$, cyclopentane), 2.21 (d, 2H, $\text{CH}-\text{CH}_2-\text{CH}$, cyclopentane), 1.64 (d, 2H, $-\text{CH}_2-\text{CH}$), 1.26 (m, 8H, $-\text{CH}_2-\text{CH} + -\text{CH}(\text{CH}_3)_2$), 2.47 and 0.87 (m, 2H, CHCH_2CH); ^{13}C NMR (125 MHz, $(\text{CD}_3)_2\text{CO}$) $\delta = 21.23$ ($-\text{CH}(\text{CH}_3)_2$), 34.73 , 34.92 ($-\text{CH}_2-\text{CH}-$), 39.87 ($-\text{CH}-\text{CH}_2-\text{CH}-$), 44.97 , 45.11 ($-\text{CH}_2-\text{CH}-$), 52.29 , 52.66 ($-\text{CH}-\text{CH}-$), 67.99 ($\text{O}-\text{CH}-$), 173.11 , 173.56 ($\text{C}=\text{O}$).

4.3.35 Polymer 16b. Pale white solid. ^1H NMR (500 MHz, $(\text{CD}_3)_2\text{CO}$) $\delta = 4.23$ (m, 2H, $-\text{OCH}_2-$), 2.67 (s, 2H, $-\text{CH}-\text{CH}-$, cyclopentane), 2.39 (s, 2H, $\text{CH}-\text{CH}_2-\text{CH}$, cyclopentane), 1.98 (m, 2H, $-\text{CH}_2-\text{CH}_3$), 1.76 (m, 2H, $-\text{CH}_2-\text{CH}_2-\text{CH}_3$), 1.44 (s, 2H, $-\text{CH}_2-\text{CH}$), 1.22 (s, 2H, $-\text{CH}_2-\text{CH}$), 0.96 (t, 3H, $-\text{CH}_3$), 0.85 (d, 2H, CHCH_2CH); ^{13}C NMR (125 MHz, $(\text{CD}_3)_2\text{CO}$) $\delta = 12.98$ ($-\text{CH}_2\text{CH}_3$), 18.67 ($-\text{CH}_2\text{CH}_3$), 24.32 ($-\text{CH}_2\text{CH}_2\text{CH}_3$), 36.47 , 37.35 ($-\text{CH}_2-\text{CH}-$), 43.77 ($-\text{CH}-\text{CH}_2-\text{CH}-$), 47.42 , 49.33 ($-\text{CH}_2-\text{CH}-$), 54.12 , 55.88 ($-\text{CH}-\text{CH}-$), 62.63 ($\text{O}-\text{CH}_2-$), 173.22 , 173.98 ($\text{C}=\text{O}$).

Conflicts of interest

There are no conflicts to declare.

Acknowledgements

This work is supported by the National Natural Science Foundation of China (Grant No. 22168017), the Hainan Provincial Natural Science Foundation of China (No. 521RC1058), the Program of Hainan Association for Science and Technology Plans to Youth R & D Innovation (No. QCXM201925), the Natural Science Foundation of Hainan Province (222CXTD513, 2019RC187), The Iwatani Naoji Foundation Grant, The Ogasawara Toshiaki Memorial Foundation Grant, and Grants-in-Aid for Scientific Research (22K05106).

References

- (a) T. A. Davidson, A. Wagener and D. Priddy, Polymerization of dicyclopentadiene: A tale of two mechanisms, *Macromolecules*, 1996, **29**(2), 786–788; (b) M. R. Buchmeiser, Homogeneous metathesis polymerization by well-defined group VI and group VIII transition-metal alkylidenes: Fundamentals and applications in the preparation of advanced materials, *Chem. Rev.*, 2000, **100**(4), 1565–1604; (c) D. S. Belov, L. Mathivathanan, M. J. Beazley, W. B. Martin and K. V. Bukhryakov, Stereospecific ring-opening metathesis polymerization of norbornene catalyzed by iron complexes, *Angew. Chem., Int. Ed.*, 2021, **60**(6), 2934–2938.



- 2 (a) Q. C. Chen, Surface-initiated ring-opening metathesis polymerization (SI-ROMP): History, general features, and applications in surface engineering with polymer brushes, *Int. J. Polym. Sci.*, 2021, 6677049; (b) S. K. Podiyanchari, M. Barlóg, M. Comí, S. Attar, S. Al-Meer, M. Al-Hashimi and H. S. Bazzi, Living ring-opening metathesis polymerization of norbornenes bay-functionalized perylene diimides, *J. Polym. Sci.*, 2021, 59(24), 3150–3160; (c) B. R. Huang, M. F. Wei, E. Vargo, Y. W. Qian, T. Xu and F. D. Toste, Backbone-photodegradable polymers by incorporating acylsilane monomers via ring-opening metathesis polymerization, *J. Am. Chem. Soc.*, 2021, 143(43), 17920–17925; (d) J. D. Feist, D. C. Lee and X. Yan, A versatile approach for the synthesis of degradable polymers via controlled ring-opening metathesis copolymerization, *Nat. Chem.*, 2022, 14, 53–58.
- 3 (a) Y. Chauvin, Olefin metathesis: The early days (Nobel Lecture), *Angew. Chem., Int. Ed.*, 2006, 45(23), 3740–3747; (b) R. R. Schrock, Multiple metal-carbon bonds for catalytic metathesis reactions (Nobel Lecture), *Angew. Chem., Int. Ed.*, 2006, 45, 3748–3759; (c) E. L. Dias, S. T. Nguyen and R. H. Grubbs, Well-defined ruthenium olefin metathesis catalysts: Mechanism and activity, *J. Am. Chem. Soc.*, 1997, 119(17), 3887–3897; (d) S. T. Nguyen, L. K. Johnson, R. H. Grubbs and J. W. Ziller, Ring-opening metathesis polymerization (ROMP) of norbornene by a Group VIII carbene complex in protic media, *J. Am. Chem. Soc.*, 1992, 114(10), 3974–3975; (e) G. C. Fu, S. B. T. Nguyen and R. H. Grubbs, Catalytic ring-closing metathesis of functionalized dienes by a ruthenium carbene complex, *J. Am. Chem. Soc.*, 1993, 115(21), 9856–9857; (f) T. L. Choi and R. H. Grubbs, Controlled living ring-opening-metathesis polymerization by a fast-initiating ruthenium catalyst, *Angew. Chem., Int. Ed.*, 2003, 42, 1743–1746.
- 4 (a) R. H. Grubbs, Olefin-metathesis catalysts for the preparation of molecules and materials (Nobel Lecture), *Angew. Chem., Int. Ed.*, 2006, 45, 3760–3765; (b) K. J. Ivin, A. M. Kenwright and E. Khosravi, The Ru(=CHPh)Cl₂(PCy₃)₂-initiated ring-opening metathesis polymerization of 7-*tert*-butoxybicyclo[2.2.1]hepta-2,5-diene: regeneration of initiator and the implied formation of macrocycles, *Chem. Commun.*, 1999, 1209–1210; (c) P. Schwab, R. H. Grubbs and J. W. Ziller, Synthesis and applications of RuCl₂(=CHR')(PR₃)₂: The influence of the alkylidene moiety on metathesis activity, *J. Am. Chem. Soc.*, 1996, 118, 100–110; (d) Y. Schrodi and R. L. Pederson, Evolution and applications of second-generation ruthenium olefin metathesis catalysts, *Aldrichimica Acta*, 2007, 40(2), 45–52; (e) P. Schwab, M. B. France, J. W. Ziller and R. H. Grubbs, A series of well-defined metathesis catalysts-synthesis of [RuCl₂(=CHR')(PR₃)₂] and its reactions, *Angew. Chem., Int. Ed. Engl.*, 1995, 34, 2039–2041; (f) B. R. Maughon and R. H. Grubbs, Ruthenium alkylidene initiated living ring-opening metathesis polymerization (ROMP) of 3-substituted cyclobutenes, *Macromolecules*, 1997, 30, 3459–3469.
- 5 (a) D. R. Anderson, T. Ung, G. Mkrtumyan, G. Bertrand, R. H. Grubbs and Y. Schrodi, Kinetic selectivity of olefin metathesis catalysts bearing cyclic (alkyl)(amino)carbenes, *Organometallics*, 2008, 27(4), 563–566; (b) R. M. Thomas, B. K. Keitz, T. M. Champagne and R. H. Grubbs, Highly selective ruthenium metathesis catalysts for ethenolysis, *J. Am. Chem. Soc.*, 2011, 133(19), 7490–7496; (c) T. P. Montgomery, T. S. Ahmed and R. H. Grubbs, Stereoretentive olefin metathesis: An avenue to kinetic selectivity, *Angew. Chem., Int. Ed. Engl.*, 2017, 56(37), 11024–11036.
- 6 O. M. Ogba, N. C. Warner, D. J. O'Leary and R. H. Grubbs, Recent advances in ruthenium-based olefin metathesis, *Chem. Soc. Rev.*, 2018, 47, 4510–4544.
- 7 (a) K. Lienkamp, C. F. Kins, S. F. Alfred, A. E. Madkour and G. N. Tew, Water-soluble polymers from acid-functionalized norbornenes, *J. Polym. Sci., Part A: Polym. Chem.*, 2009, 47, 1266–1273; (b) J. K. Pontrello, M. J. Allen, E. S. Underbakke and L. L. Kiessling, Solid-phase synthesis of polymers using the ring-opening metathesis polymerization, *J. Am. Chem. Soc.*, 2005, 127, 14536–14537; (c) S. A. Isarov and J. K. Pokorski, Protein ROMP: Aqueous graft-from ring-opening metathesis polymerization, *ACS Macro Lett.*, 2015, 4(9), 969–973; (d) A. E. Madkour, A. H. R. Koch, K. Lienkamp and G. N. Tew, End-functionalized ROMP polymers for biomedical applications, *Macromolecules*, 2010, 43, 4557–4561.
- 8 (a) J. Chen, H. F. Li, H. C. Zhang, X. J. Liao, H. J. Han, L. D. Zhang, R. Y. Sun and M. R. Xie, Blocking-cyclization technique for precise synthesis of cyclic polymers with regulated topology, *Nat. Commun.*, 2018, 9, 5310; (b) A. A. Nagarkar and A. F. M. Kilbinger, Catalytic living ring-opening metathesis polymerization, *Nat. Chem.*, 2015, 718–723; (c) A. L. Liberman-Martin, C. K. Chu and R. H. Grubbs, Application of bottlebrush block copolymers as photonic crystals, *Macromol. Rapid Commun.*, 2017, 38, 1700058.
- 9 J. Shi, Y. Hayashishita, T. Takata, Y. Nishihara and S. Niwayama, Syntheses of polynorbornadienes by ring-opening metathesis polymerizations of symmetric and nonsymmetric 2,3-bis(alkoxycarbonyl) norbornadienes and their conversion to half-ester derivatives, *Org. Biomol. Chem.*, 2020, 18, 6634–6642.
- 10 (a) S. Niwayama, Highly efficient selective monohydrolysis of symmetric diesters, *J. Org. Chem.*, 2000, 65, 5834–5836; (b) S. Niwayama, H. Cho, M. Zabet-Moghaddam and B. R. Whittlesey, Remote exo/endo selectivity in selective monohydrolysis of dialkyl bicyclo[2.2.1]heptane-2,3-dicarboxylate derivatives, *J. Org. Chem.*, 2010, 75, 3775–3780; (c) S. Niwayama, H. Cho and C. Lin, Highly efficient selective monohydrolysis of dialkyl malonates and their derivatives, *Tetrahedron Lett.*, 2008, 49, 4434–4436; (d) J. Shi, T. Zhao and S. Niwayama, Practical selective monohydrolysis of bulky symmetric diesters: Comparing with sonochemistry, *Tetrahedron*, 2018, 74(47), 6815–6820; (e) T. Barsukova, T. Sato, H. Takumi and S. Niwayama,



- Efficient and practical synthesis of monoalkyl oxalates under green conditions, *RSC Adv.*, 2022, **12**, 25669–25674.
- 11 M. S. Sanford, M. Ulman and R. H. Grubbs, New insights into the mechanism of ruthenium-catalyzed olefin metathesis reactions, *J. Am. Chem. Soc.*, 2001, **123**(4), 749–750.
- 12 M. S. Sanford, J. A. Love and R. H. Grubbs, Mechanism and activity of ruthenium olefin metathesis catalysts, *J. Am. Chem. Soc.*, 2001, **123**, 6543–6554.
- 13 Y. Nishihara, S. Izawa, Y. Inoue, Y. Nakayama, T. Shiono and K. Takagi, Synthesis, characterization, and thermal properties of ring-opening metathesis polynorbornenes and their hydrogenated derivatives bearing various ester and cyano groups, *J. Polym. Sci., Part A: Polym. Chem.*, 2008, **46**, 3314–3325.
- 14 Y. Nishihara, Y. Doi, S. Izawa, H.-Y. Li, Y. Inoue, M. Kojima, J.-T. Chen and K. Takagi, Enantioseparation of doubly functionalized polar norbornenes by HPLC and their ruthenium-catalyzed ring-opening metathesis polymerization. Rapid Communication, *J. Polym. Sci., Part A: Polym. Chem.*, 2010, **48**, 485–491.
- 15 (a) Y. Nishihara, Y. Inoue, Y. Nakayama, T. Shiono and K. Takagi, Comparative reactivity of exo- and endo-isomers in the Ru-initiated ring-opening metathesis polymerization of doubly functionalized norbornenes with both cyano and ester groups, *Macromolecules*, 2006, **39**, 7458–7460; (b) Y. Nishihara, Y. Inoue, A. T. Saito, Y. Nakayama, T. Shiono and K. Takagi, Living ring-opening metathesis polymerization of exo-norbornenes bearing both cyano and ester functionalities by a well-defined ruthenium catalyst, *Polym. J.*, 2007, **39**, 318–329.
- 16 (a) L. Delaude, A. Demonceau and A. F. Noels, Highly stereoselective Ruthenium-catalyzed ring-opening metathesis polymerization of 2,3-difunctionalized norbornadienes and their 7-oxa analogues, *Macromolecules*, 1999, **32**(7), 2091–2103; (b) L. Delaude, A. Demonceau and A. F. Noels, Probing the stereoselectivity of the Ruthenium-catalyzed ring-opening metathesis polymerization of norbornene and norbornadiene diesters, *Macromolecules*, 2003, **36**, 1446–1456.
- 17 (a) E. Khosravi, W. J. Feast, A. A. Al-Hajaji and T. Leejarkpai, ROMP of n-alkyl norbornene dicarboxyimides: from classical to well-defined initiators, an overview, *J. Mol. Catal. A: Chem.*, 2000, **160**, 1–11; (b) E. Khosravi and A. A. Al-Hajaji, Ring opening metathesis polymerisation of n-alkyl norbornene dicarboxyimides using well-defined initiators, *Polymer*, 1998, **39**(23), 5619–5625.
- 18 A. D. Benedicto, B. M. Novak and R. H. Grubbs, Microstructural studies of poly(7-oxabicyclo[2.2.1]hept-2-ene) derivatives prepared from selected ruthenium catalysts, *Macromolecules*, 1992, **25**, 5893–5900.
- 19 G. Bartoli, M. Bosco, A. Carlone, R. Dalpozzo, E. Marcantoni, P. Melchiorre and L. Sambri, Reaction of dicarbonates with carboxylic acids catalyzed by weak Lewis acids: General method for the synthesis of anhydrides and esters, *Synthesis*, 2007, **22**, 3489–3496.
- 20 V. Amir-Ebrahimi, D. A. K. Corry, J. G. Hamilton and J. J. Rooney, Determination of the tacticities of ring-opened metathesis polymers of symmetrical 5,6-disubstituted derivatives of norbornene and norbornadiene from the ¹³C NMR spectra of their hydrogenated derivatives, *J. Mol. Catal. A: Chem.*, 1998, **133**, 115–122.

